



Research in

ISSN : P-2409-0603, E-2409-9325

**AGRICULTURE, LIVESTOCK and FISHERIES**

An Open Access Peer Reviewed Journal

Open Access  
Research Article

Res. Agric. Livest. Fish.  
Vol. 3, No. 1, April 2016: 15-26

## INCREASING RICE PRODUCTIVITY BY MANIPULATION OF CALCIUM FERTILIZER IN USTIC ENDOAQUERT

Fauzan Zakaria<sup>1\*</sup> and Nurdin<sup>2</sup>

Faculty of Agriculture, State University of Gorontalo, Indonesia

\*Corresponding author: Fauzan Zakaria; E-mail: fauzandza@gmail.com

### ARTICLE INFO

### ABSTRACT

Received  
18.12.2015

Accepted  
16.04.2016

Online  
30 April 2016

Key words  
Calcium fertilizer  
Potassium  
Rice Productivity  
Ustic endoaquert

National rice production needs to be improved and maintained to meet the demands of fast growing population. One of the ways to meet this demand is through cultivating the rain fed land in many areas which its physical characteristics are challenging factor. This research aims at finding out the feedback of the rice production on the calcium fertilizer following the administration of river sand, beach sand, coco peat, and banana peat in ustic endoaquert. This research is implemented in rain fed field composed of vertisol soil in Sidomukti village of Mootilango Gorontalo, Indonesia. The subjects are randomly chosen and the treatments are separately implemented in two sub-group of vertisol soil. There are five treatments that were repeated three times, thus, there are 15 pieces of trials in each sub-vertisol groups. This research reveals that the administration of K fertilizer following the administration of river sand, beach sands, coco peat, and banana trunks fiber has significant effect on the number of grain, the weight of 1000 grains and the total weight of the grains. Meanwhile, the administration of K fertilizer following the administration of beach sand, coco peat and banana peat has significantly influenced the number of stalk, the length of stalk, and the total weight of the grains.

**To cite this article:** Zakaria F and Nurdin, 2016. Increasing rice productivity by manipulation of calcium fertilizer in Ustic Endoaquert. Res. Agric. Livest. Fish. 3 (1): 15-26.



This is an open access article licensed under the terms of the Creative Commons Attribution 4.0 International License

[www.agroid-bd.org/ralf](http://www.agroid-bd.org/ralf), E-mail: [editor.ralf@gmail.com](mailto:editor.ralf@gmail.com)

## INTRODUCTION

The 2% population growth rate per year has caused the increased demands on rice. Up to 2006, the national rice consumption was 36,350,000 tons (BPS RI, 2007), thus Indonesia has to import the rice because our national production was only 57,157,435 tons of grains or equal to 32,304,029 tons (Deptan RI, 2007). From that number 54,199,693 tons of the grains (94,83%) comes from the irrigated rice fields and the rest are the product of the dry land farming. Although our current rice production is sufficient, considering our population growth rate, this rice production needs to be maintained and increased. Rain fed rice field is a rice field ecosystem that water source rely dominantly on rain water and is the second biggest producer of rice after irrigated field. This rain fed rice field amount to 2.1 million ha (Toha and Pringadi, 2004). The areal of rain fed rice field in Paguyaman, province of Gorontalo are dominated by vertisol soil that developed from lacustrine sediments (Hikmatullah *et al.* 2002; Prasetyo 2007; Nurdin 2010). Chemically, this vertisol soil is rich with high nutrition (Deckers *et al.*, 2001). However, its physical characteristics are challenging factors for the development of the crop and the crops ability to yield more. The characteristics of vertisols soil are have a high content of clay mineral, easy to shrink and swell, low water permeability, and slow draining (Mukanda and Mapiki 2001). Consequently, the growth and yield of the plants are obstructed. Soil ameliorant is needed to improve these soil characteristics. Sand is one of the ameliorant in high clay soil. In Ravina and Magier report (1984); Narka and Wiyanti (1999) showed that administration of sand had significant positive influence in lowering the value of cole and plasticity index, increasing the soil permeability, and reducing the moisture level. However, the rice farming in rain fed field need medium permeability with sufficient water available, thus, another soil ameliorant is needed to improve both characteristics, and the ameliorants needed for these are coco peat and banana peat.

Coco peat has been used as water storage medium in farming (Subiyanto *et al.* 2003). Meanwhile, the banana peat is still rarely used regardless to this dry banana peat has interrelated pores (Indrawati, 2009). The administration of those three ameliorants is suspected to be able to improve the physical characteristics of the vertisols soil in rice farming at rain fed field. Hence, the productivity of the rain fed farming as the second biggest producer of rice can be increased. This research aims at finding out the feedback of the rice product on calcium fertilizer following the administration of river sand, beach sand, and coco peat and banana peat in endoaquert ustic.

## METHODOLOGY

This research is conducted in rain fed field composed of vertisols soil in Sidomukti village of Mootilang sub-district, District of Gorontalo, Gorontalo province. The object of this research is vertisols soil that has been previously treated with river sand, beach sand, coco peat and banana peat as ameliorants. This research uses random group design method administered separately in two sub-group of vertisols soil. There are five levels of treatments. Each treatment is repeated three times, thus, there are 15 experiment plots for each sub-vertisols group and in total, there are 30 plots trial. (Table 1).

**Table 1.** Treatment of each Kalium fertilization in vertisols soil

Symbol	Treatments		Ustic Endoaquerts	
	KCI Fertilizer Levels (kg ha <sup>-1</sup> )		0 DAP	30 DAP
K0	0	0	0	0
K1	50	25	25	25
K2	100	50	50	50
K3	150	75	75	75
K4	200	100	100	100

DAP = day after plantings

Before the planting, the basic fertilizers are weighed. The lists of the fertilizers are in Table 2 below.

**Table 2.** Basic fertilizer, source, and day of fertilizer for ages after planting

Fertilizers as Starter	Source of Fertilizer	Recommendation of Fertilizer	Ages/Level of Fertilizing	
			0 DAP	60 DAP
			(kg ha <sup>-1</sup> )	
N	Urea (46% of N)	125	62,5	62,5
P	Phonska (15% of P2O5)	100	50,0	50,0

The farmland uses as the plot trials are the lots used in the first phase of the research. The Mekonga is the rice variety used in this research and it has been previously seeded for 21 days and planted with 25 cm x 25 cm spacing and 3 seeds are planted in one planting hole. The N, P and K fertilizers are given twice, half dosage in day 0 after the planting (HST) and on the 60<sup>th</sup> day after the planting. The irrigation is first done when the plants are  $\pm$  5 cm high up to when the plants are 10 days old. The next irrigation is regulated based on the growth and development of the crops. The weeding is done manually when the crops are 15 days old, and next weeding is determined by the weed condition in the field. Viruses, diseases, harmful insects are managed through understanding the relationship among environments, pests, natural enemies, host plants to help determine what action necessary. The harvesting time is when the crops are  $\pm$  115 days old. Physical appearance of ready to harvest crops is when > 95% of the crops have turned yellow.

The harvesting is done manually by cutting the upper half of the crop that contains the rice stalk. The rice then dried under the sun for 3-5 days to reach the 15% moisture level. After that, the rice then weighed per trial plot to gain the parameter of the rice crops yield. Those parameters are:

#### 1. Number of stalk

This parameter is calculated per bunch in each treatment. The number then add together to find the mean of the number of stalks per bunch of crops for each treatment.

#### 2. Length of stalk (cm)

This parameter is calculated in cm per bunch in each treatment. The result of this measurement then add together to find the mean of stalk length per bunch for each treatment.

#### 3. Number of grain

This parameter is calculated per stalk in each treatment to find out the mean of number of grain per stalk for each treatment.

#### 4. The weight for 100 dried grains (kg)

This parameter is calculated by weighing 100 dried grains using the digital scales for each treatment. The result then added to find the mean weight for 100 dried grains for each treatment.

#### 5. The weight of dried grains (kg ha -1)

This parameter is obtained by weighing the dried grains using the digital scales for each treatment. The result then added up to find the mean of dried grains weight for each treatment. The weight then converted to weight of dried grains per ha.

All the obtained data, whether from calculation, measurement, and weighing processed and analyzed statistically. The presentation on the data on the influence of ameliorants administration on the crops yield is presented in tables and graphs. The data are further analyzed using the variance randomized block design analysis. If there is a significant difference, then the least significance difference test is conducted with the 5% level test.

## FINDINGS AND DISCUSSION

Rice Crops Yields with K Fertilizer in Endoaquert Ustic following the administration of river sand, coco peat, and banana peat. The variance result shows that the K fertilizer does not give significant influence on the number of stalk and the length of stalk, however, it gives significant influence on the number of grain, the weight of 1000 grains and the total weight of the grains in Endoaquert ustic. The average yield of rice crops using K fertilizer in endoaquert ustic with Least Significant difference ( $P>0.05$ ) is presented in Table 3 below.

**Table 3.** The mean of rice crops yields component using K fertilizers in endoaquert ustic following the administration of river sand, coco peat, and banana peat

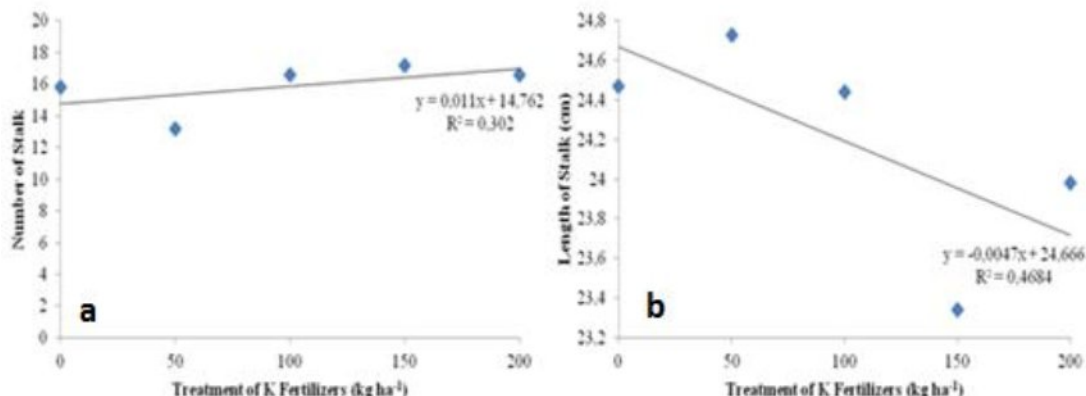
Treatments	Number of stalk	Length of stalk (cm)	Number of grain	The weight for 100 dried grains (g)	The weight of dried grains (g)
0 kg ha <sup>-1</sup> (K0)	15.83 <sup>ns</sup>	24.47 <sup>ns</sup>	103.42a	18.00a	356.70a
50 kg ha <sup>-1</sup> (K1)	13.16	24.73	140.00b	20.66a	652.30ab
100 kg ha <sup>-1</sup> (K2)	16.58	24.44	135.83b	25.00b	690.30ab
150 kg ha <sup>-1</sup> (K3)	17.16	23.34	167.42c	25.33b	478.30ab
200 kg ha <sup>-1</sup> (K4)	16.58	23.98	177.67c	26.66b	758.00b
LSD (0,05)			23.50	2.68	368.44
CV (%)	14.67	4.50	8.61	6.16	33.32

Note: Number that following by same letter in same column did not significantly different at LSD level of 0.05; ns=not significant effect at F level test 0.05; LSD=least significant different; CV=coefficient of variant.

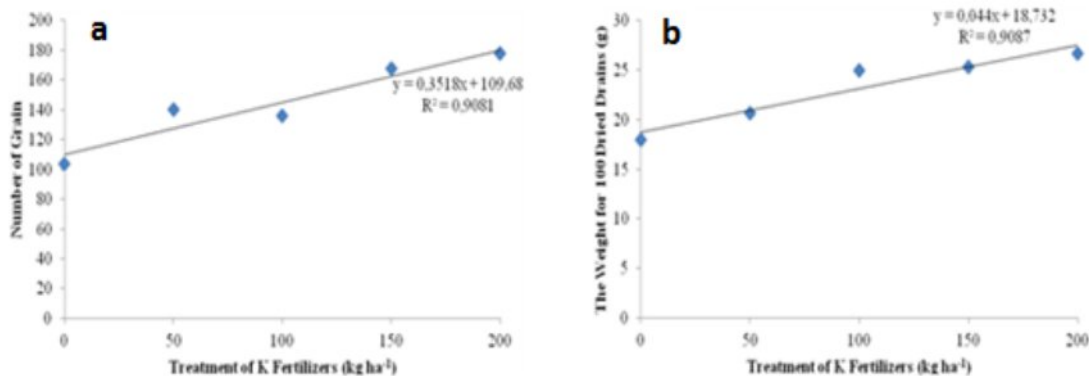
The highest amount of stalks (17.16 stalks) are obtained in 150 kg ha<sup>-1</sup> administration of K fertilizer (K3) and the least amount of stalks are obtained in 50 kg ha<sup>-1</sup> administration of K fertilizer (K1). The longest stalk is obtained in K1 where the longest stalk is 24.73 cm and the shortest stalk is found in the administration of 150 kg ha<sup>-1</sup> of K fertilizer (K3). It appears that the variety of numbers and length of stalks tend to fluctuate. It is assumed due to K fertilizer may not play a role in the growth and development of stalks. The number of grains in the administration of 200 kg ha<sup>-1</sup> of K fertilizer (K4) significantly yields more grains (177.67 grains) than any other treatments. This is due to the Calcium (K) nutrient that is widely available in treatment K4, thus, the development and grain filling processes are not obstructed. Calcium (K) is one of important macro nutrients for the crop due to this nutrient plays direct roles in some physiological processes such as, (1) biophysical aspect of the Calcium plays important role in managing the osmotic and turgor pressure of the cell and to stabilize the pH, and (2) biochemical aspect, calcium plays a role in enzyme activities in carbohydrate and protein, and increasing the translocation of photosynthesis out of the leaves (Marschener, 195).

The heaviest weight of 1000 grains is shown in the administration of 200 kg ha<sup>-1</sup> of K fertilizer (K4) and the significant difference of K fertilizer administration in K0 and K1 but there are no significant difference in K2 and K3. This shows that the 100-200 kg ha<sup>-1</sup> of K fertilizer (K2-K4) have shown significant weight difference in 1000 grains. The more the K fertilizer given, the heaviest the 1000 grains would be. Further, this highest total weight of grains is shown by the administration of 200 kg ha<sup>-1</sup> K fertilizer (K4) and only significantly differs with K0 treatment. It appears that the variety of total grains weight have fluctuate pattern.

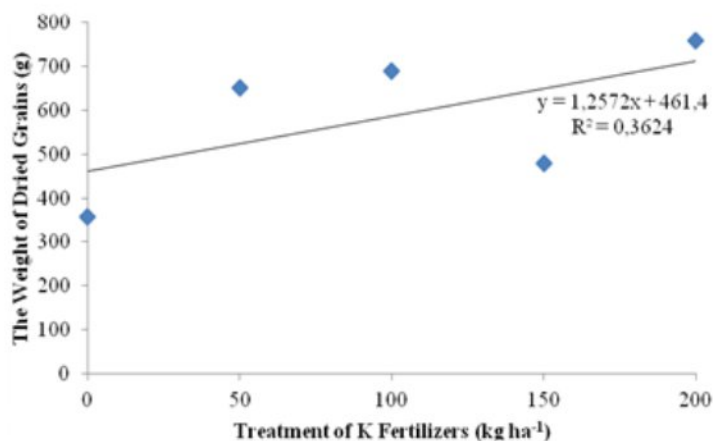
The result of the regression analysis shows that there is a positive and linier correlation between the numbers of stalks with all the applied treatments, meanwhile, the length of stalks shows a reversed pattern, however, both have positive correlation with all treatments (Figure 1). It appears that the increase in the dosage of K fertilizer administration would be followed by the increase of stalks number, but the reverse happened with the length of stalks. Meanwhile, the number and weight of 1000 grains tend to be positively linier with strong positive correlation (Figure 2).



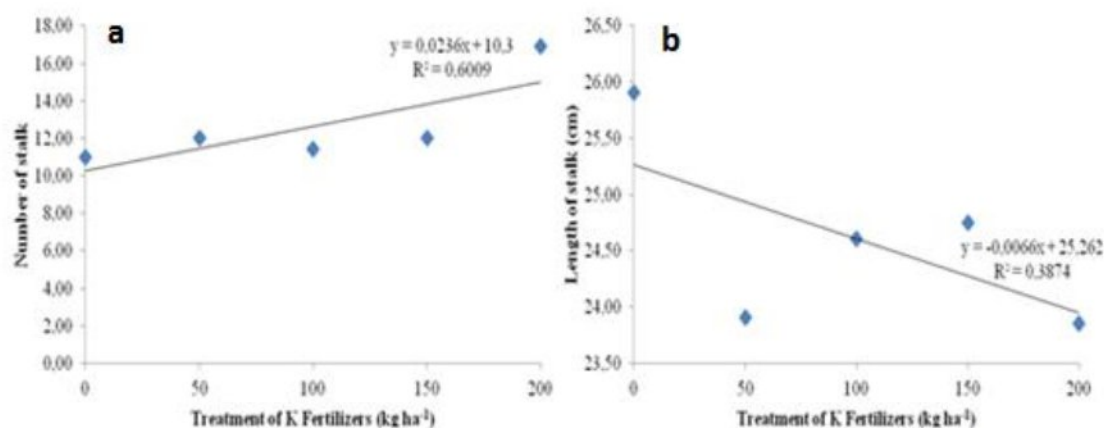
**Figure 1.** Regression between number of rice stalks (a) and length of stalks with the administration of K fertilizer in endoaquert ustic (b)



**Figure 2.** Regression correlation between number of grains (a) and weight of 1000 grains (b) in administration of K fertilizer in Endoaquert Ustic



**Figure 3.** Regression correlation between the total weight and the K fertilizer administration in Endoaquert Ustic



**Figure 4.** Regression correlation between number of rice stalk (a) and length of rice stalks (b) on administration of K fertilizer in Endoaquert Ustic

Correlation between administration of K fertilizer and the total weight shows positive and linier pattern (Figure 3). It appears that the increase in one unit of K fertilizer administration will yield 36 grams increase in the total weight of the grains. The rest is influenced by other factors such as washing, dissolved in water and fixated in the crystalized clay mineral). The variance result shows that administration of K fertilizer only has significant difference on number of stalk and in length of stalk and total weight of the grains in endoaquert ustic. The rest do not have significant difference on the length of stalk and the weight of 1000 grains. The average rice crop yield in endoaquert ustic with Least significant difference test ( $P > 0.05$ ) is presented in table 4 below.

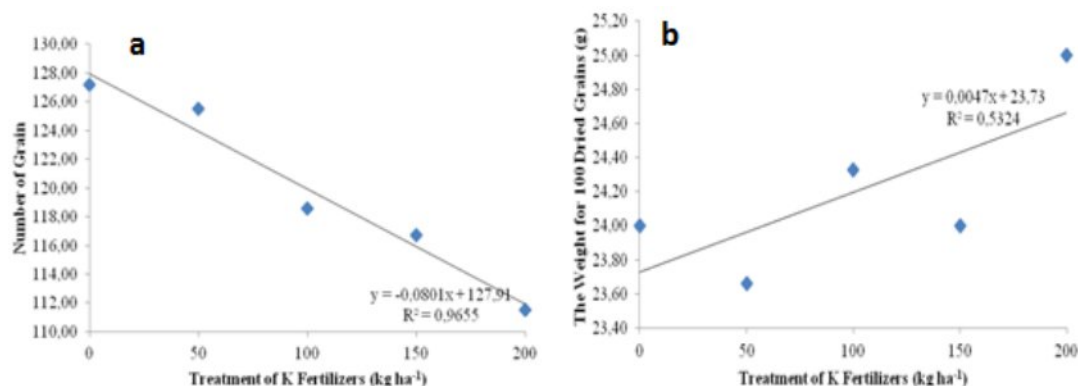
**Table 4.** Average rice crops yield of K fertilizer in Endoaquert Ustic following the administration of beach sand, coco peat and banana peat

Treatments	Number of stalk	Length of stalk (cm)	Number of grain	The weight for 100 dried grains (g)	The weight of dried grains (g)
0 kg ha <sup>-1</sup> (K0)	11.00a	25.91a	127.16 <sup>ns</sup>	24.00 <sup>ns</sup>	418.00a
50 kg ha <sup>-1</sup> (K1)	12.00a	23.91b	125.50	23.66	634.67b
100 kg ha <sup>-1</sup> (K2)	11.41a	24.61ab	118.58	24.33	677.00b
150 kg ha <sup>-1</sup> (K3)	12.00a	24.75ab	116.75	24.00	699.00b
200 kg ha <sup>-1</sup> (K4)	16.91b	23.85b	111.50	25.00	615.00b
LSD (0,05)	1.51	1.72			137.24
CV (%)	10.55	3.71	7.75	5.08	12.81

Note: Number that following by same latter in same column did not significantly different at LSD level of 0.05; ns=not significant effect at F level test 0.05; LSD=least significant different; CV=coefficient of variant.

Administration of 200 kg ha<sup>-1</sup> K fertilizer shows the most stalks and the most significant difference than the other treatments. The length of stalk in no fertilizer treatment (K0) shows the longest stalks and significantly differs from K2 and K4 treatments. Meanwhile, the total weight in K3 treatments significantly heavier than other treatments and significantly different from K0 treatment.

The result of regression analysis shows that there is a positive and linier correlation between number of rice stalks and all the applied treatments. However, the length of stalks have a reversed correlation with the treatments, regardless, both length and number of stalks have positive correlation with all treatments (Figure 4). It appears that the increase of K fertilizer dosage will be followed by the increase of number of stalks but not the length of stalks. on the other hand, the number of grains and the weight of 1000 grains have a reversed pattern compared to the number of stalks and the length of stalks (Figure 5).



**Figure 5.** Regression correlation between number of rice grains **(a)** and the weight of 1000 rice grains on administration of K fertilizer **(b)** in Endoaquert Ustic

It appears that the administration of one unit of K fertilizer would decrease as much as 96.5 grains and administration of K fertilizer can increase the total weight of 1000 rice grains into 25 grams. Therefore, the dosage of K fertilizer administration should be adjusted to the need of K nutrient in rice crops, thus it would not decrease the number of grains into an extreme amount.

In addition, the correlation between the total weight and the administration of K fertilizer shows a strong positive and linear correlation (Figure 20). This shows that the administration of one unit of K fertilizer will increase the 42.1 grams of the total weight. However, 200 kg ha<sup>-1</sup> dosage of K fertilizer (K<sub>4</sub>) have a decreasing effect on the total rice grains weight.

## CONCLUSION

The study concluded the following: (1) Administration of K fertilizer after the administration of river sand, coco peat and banana peat has significant influence on the number of rice grains, the weight of 1000 grains, and the total weight of the grains and (2) Administration of K fertilizer after the administration of beach sand, coco peat and banana peat has significant influence on the number of stalks, the length of stalks, and the total weight of the grains.

## REFERENCES

- Alwi M and D Nazemi, 2000. Pemberian brangkas kedelai dan pupuk N untuk meningkatkan hasil jagung di lahan gambut (Administration of soya peat and N fertilizer to increase the corn yields in peat moss). Prosiding Simposium Nasional dan Kongres VII Peragi (Proceeding of National Symposium and VII Congress of Peragi) , Bogor. pp 253-259.
- APCC. 2003. Coconut statistical yearbook 2002. Asia Pacific Coconut Community.
- Agustian A, S Friyatno, Supadi and A Askin, 2003. Analisis pengembangan agroindustri komoditas perkebunan rakyat (kopi dan kelapa) dalam mendukung peningkatan daya saing sektor pertanian (Agro industry development analysis of community plantations commodity (coffee and coconut) in supporting the competitiveness of agricultural sector). *Makalah* Seminar Hasil Penelitian Pusat Penelitian dan Pengembangan Sosial Ekonomi Pertanian Bogor (Paper, Research Seminar in Agricultural Research and Socio-Economic Development Bogor). 38 pages.
- Adam FP, J Moenandir, and M Santoso, 2008. Pengaruh pencampuran herbisida dan persiapan lahan terhadap pertumbuhan dan hasil padi sawah (the influence of herbicide mix and land preparation on the growth and rice crops yield). *J. Agritek* 16: 1601-1615.
- Arabia T, 2009. Karakteristik tanah sawah pada toposekuen berbatu induk vulkan di daerah Bogor-Jakarta [diseriasi] (Characteristics of rice field land in toposequence composed mainly of volcanic materials in Gogor-Jakarta [dissertation] . Bogor: Sekolah Pascasarjana Institut Pertanian Bogor (Postgraduate school of Institut Pertanian Bogor).

6. Borchardt G. 1989. Smectites. p675-727 in Minerals in Soil Environments. Second Edition. Soil Science Society of America Madison, Wisconsin, USA.
7. Bahcri S, Sukido, and Ratman N. 1993. Peta geologi lembar tilamuta, Sulawesi Skala 1 : 250.000 (geologic map of Tilamuta, Sulawesi Scale 1: 250,000). Bandung: Pusat Penelitian dan Pengembangan Geologi (Center for research and Geologic Development).
8. Balipta. 2004. Deskripsi varitas unggul padi (description of prominent rice variety). *Dikompilasi* oleh OS Lesmana, HM Toha, I Las, dan B Suprihatno (compiled by OS Lesmana, HM Toha, I Las, and B Suprihatno). Balai penelitian tanaman padi, Badan penelitian dan pengembangan pertanian (Rice Research Center, Agricultural Research and Development Center). 68 pages.
9. BPS RI. 2007. Statistik Indonesia tahun 2007 (Statistics of Indonesia in 2007). Jakarta: BPS Republik Indonesia (Statistics Bureau of the Republic of Indonesia).
10. BPS Provinsi Gorontalo. 2010. Gorontalo dalam angka tahun 2010 (Gorontalo in Figures 2010). Gorontalo: BPS Provinsi Gorontalo (Statistical Bureau of Gorontalo Province).
11. BPS Kabupaten Gorontalo. 2010. Kabupaten gorontalo dalam angka tahun 2010 (Gorontalo district in Figures 2010). Limboto: BPS Kabupaten Gorontalo (Statistical Bureau of Gorontalo District).
12. Driessen PM and R Dudal (Eds). 1989. Lecture notes on the geography, formation, properties, and use of the major soils of the world. Agricultural University, Wageningen.
13. Dudal R and H Eswaran. 1988. Distribution, properties and classification of Vertisols. In LP Wilding and R Puentes (Eds), Vertisol: Their distribution, properties, classification and management . SMSS Technical Monograph 18, Texas A&M University, College station.
14. Djuar D, 1996. Aplikasi polimer hidroksi aluminium sebagai alternatif perbaikan beberapa sifat fisik tanah vertisol [Skripsi] (Application of aluminum hydroxide polymer as alternative to improve some physical characteristics of vertisols [thesis]. Bogor: Jurusan Tanah Fakultas Pertanian IPB (school of soil science, faculty of agriculture, Institut Pertanian Bogor).
15. Deckers J, O Spaargaren, and F Nachtergaele, 2001. Vertisols: Genesis properties and soilscape management for sustainable development. p. 3-20. In Syers JK, FWT Penning De Vries, and P Nyamudeza (Eds): The Sustainable Management of Vertisols. IBSRAM Proceeding No. 20.
16. Dharmawan AH, 2004. Sistem pengendalian konversi lahan pertanian: Perspektif sosiologi pertanian. Makalah pada Round Table Pengendalian Konversi dan Pengembangan Lahan Pertanian (management system of agricultural land conversion: agricultural sociology perspective, a paper in round table discussion on conversion management and development of agricultural land). Jakarta, 14 December 2004. Departemen Pertanian RI (Department of Agriculture of the Republic of Indonesia). 2008. Produksi padi nasional (national rice production). Jakarta: Departemen Pertanian RI Department of Agriculture of the Republic of Indonesia).
17. Eswaran H and T Cook, 1988. Classification and management- related properties of Vertisols. p. 431. In Jutzi S, I Haque, J McIntire, and J Stares (Eds): Proceeding of a Conference held at ILCA, Addis Ababa, Ethiopia, 31 August to 4 September 1987
18. FAO, 2000. Vertisol. <http://www.fao.org/ag/agl/prosoil/verti.htm>. last update 21 August 2000.
19. Firmansyah MA, 2011. Arang Sumber Amelioran Tanah Yang Ramah Lingkungan (Charcoal as the environmental friendly soil ameliorant). <http://www.sinartani.com/bumi/air/arang-sumber-amelioran-tanah-ramah-lingkungan-1272881571.htm>. Last update 24/03/2011.
20. Havlin JL, JD Beaton, SL Tisdale, WL Nelson, 1999. Soil Fertility and Fertilizer. An Introduction to Nutrient Management. [New Jersey] Prentice Hall, Upper Saddle River. p. 198 – 216.
21. Hikmatullah, BH Prasetyo, and M Hendrisman, 2002. Vertisol dari daerah Gorontalo: Sifat-sifat fisik-kimia dan komposisi mineralnya (vertisols from Gorontalo: physic-chemical characteristics. Journal of Land and Water, 3: 21-32.
22. Hidayat P, 2008. Teknologi pemanfaatan serat daun nanas sebagai alternatif bahan baku tekstil (the usage of pineapple leaves fiber as alternative textile material). *J. Teknoin (teknoin journal)* 13(2):31-35.
23. Ismangil and A Maas, 2006. Potensi batuan belu sebagai amelioran pada tanah mineral masam (belu soils potentials as ameliorant in acid minerals soil). Tanah Tropika Journal, 11: 81-88.
24. Indrawati E, 2009. Koefisien penyerapan bunyi bahan akustik dari pelepah pisang dengan kerapatan yang berbeda [Skripsi] (sound absorption coefficient of the acoustic material made from different densities of banana midribs) [final paper]. Malang: Jurusan Fisika Fakultas Sains Dan Teknologi



- Universitas Islam Negeri Maliki (department of Physics, Faculty of Science and Technology of Universitas Islam Negeri Maliki).
25. Kumarawarman B. 2008. Lingkungan pengendapan lakustrin [thesis] (Lacustrine sediments environment) . Yogyakarta: Program Pascasarjana Universitas Gadjah Mada (postgraduate program of Universitas Gajah Mada).
  26. Kamus Besar Bahasa Indonesia Edisi III (3<sup>rd</sup> edition of Bahasa Dictionary). 2010. Jakarta: Pusat Bahasa Kementerian Pendidikan Nasional RI (center for language ministry of national education of the republic of Indonesia).
  27. Lopulisa C. 2005. Studi karakteristik lahan sawah dan budidaya padi di Kabupaten Maros (A study on the characteristics of rice field and rice cultivation in district of Maros). *Journal of Sains & Teknologi* 5(1):1-11.
  28. Marschner, H. 1995. Measurement and assessment of soil potassium. Int. Potash Inst. IPI Res. Topics No.4. Mukanda N and A Mapiki. 2001. Vertisols Management in Zambia. p. 129-127. In Syers JK, FWT Penning De Vries, and P Nyamudeza (Eds): The Sustainable Management of Vertisols. *IBSRAM Proceedings No. 20*.
  29. Mulyanto D, M Nurcholis, and Triyanto. 2001. Minertalogi Vertisol dari bahan induk tuf, napal dan batupasir (minertalogy of vertisols mainly composed of tuff, napalm and sandstones . *Journal of Tanah dan Air (land and water)* 2(1):38-46.
  30. Mahmud Z and Y Ferry. 2005. Prospek pengolahan hasil samping buah kelapa (the prospect of coconut side products processing). *Prospektif* 4(2):55-63
  31. Muchtar and Y Soelaeman. 2010. Effects of green manure and clay on the soil characteristics, growth and yield of peanut at the coastal sandy soil. *J. Trop. Soils* 15(2):139-146.
  32. Nelson, L.A., L. Anderson. 1977. Partitioning of soil test-crop respon probability. In Stelly et al. (Eds). Soil Testing : Correlating and Interpreting the Analytical Result. ASA Special Publication No. 29.
  33. Nuryani SHU and T Notohadiprawiro. 1994. Pengaruh sari kering limbah pabrik kulit atas populasi mikrobial dan susunannya pada berbagai jenis tanah (the influence of dry sewage from leather manufacturer on microbial population and its composition in different kinds of soils). *J. Manusia dan Lingkungan (journal of human and environment)* 1(2):1-8.
  34. Narka IW and Wiyanti. 1999. Pengaruh pemberian pasir dan bahan organik terhadap sifat fisik tanah Vertisol (the influence of sand and organic materials administration of physical characteristics of vertisol soil). *J. Agritrop* 18(1):11-15.
  35. Nursyamsi D, D Setyorini, and JS Adiningsing. 1996. Pengelolaan hara dan pengaturan drainase untuk menanggulangi kendala produktifitas sawah baru (nutrient management and drainage management as a solution to new rice field productivity problem. pp 113-128. *Dalam* Prosiding Pertemuan Pembahasan dan Komunikasi Hasil Penelitian Tanah dan Agroklimat. Buku III Bidang Kesuburan dan Produktifitas Tanah (in the proceeding of discussion and communication meeting on soils and agro climate research). Cisarua Bogor, 26-28 September 1995.
  36. Pusat Penelitian Tanah dan Agroklimat, Bogor. Nursyamsi D and Suprihati. 2005. Sifat-sifat kimia dan mineralogi tanah serta kaitannya dengan kebutuhan pupuk untuk padi (*Oryza sativa*), jagung (*Zea mays*), dan kedelai (*Glycine max*) (chemical and mineralogy characteristics of soils and their relations to fertilizers need for rice, corn, and soya bean). *Bull. Agron.* 33(3):40-47.
  37. Nursyamsi D, K Idris, S Sabiham, DA Rachim, and A Sofyan. 2008. Pengaruh asam oksalat, Na<sup>+</sup>, NH<sub>4</sub><sup>+</sup>, dan Fe<sup>3+</sup> terhadap ketersediaan K tanah, serapan N, P, dan K tanaman, serta produksi jagung pada tanah-tanah yang didominasi smektit (the influence of oxalate acid,, Na<sup>+</sup>, NH<sub>4</sub><sup>+</sup>, and Fe<sup>3+</sup>, on the availability of K soil, N, P and K absorption in plants, and corn production in smectit dominated soils). *Journal of soil and climate*, 28: 69-82.
  38. Nursyamsi D, 2009. Pengaruh kalium dan varietas jagung terhadap eksudat asam organik dari akar, serapan N, P, dan K tanaman dan produksi brangkas jagung (*Zea mays* L.). (the influence of calcium and corn variety on organic acid exudate from the roots, absorption of N, P, and K of the plants and the production of corn straw) *J. Agron. Indonesia* 37(2):107-114.
  39. Nur II, Kardiyono, Umar, and A Aris, 2003. Pemanfaatan limbah debu sabut kelapa dalam usahatani padi pasang surut. Kelembagaan Perkelapaan di Era Otanomi Daerah (the usage of dust coco peat sewage in tidal rice fields). Prosiding Konferensi Nasional Kelapa V (proceeding of 5<sup>th</sup> national conference of coconut). Tembilahan 22-24 October 2002. pp160-165.

40. Nasution LI. 2004. Review peraturan perundangan dalam mengendalikan konversi lahan (regulations review on land conversion). *Makalah* pada Round Table Pengendalian Konversi dan Pengembangan Lahan Pertanian (paper in round table discussion of conversion management and agricultural land development), Jakarta, 14 December 2004.
41. Noor M, A Maas, and T Notohadikusumo, 2005. Pengaruh pelindian dan ameliorasi terhadap pertumbuhan padi (*Oryza sativa*) di tanah sulfat masam Kalimantan (the influence of leachability and ameliorants on rice growth in acid sulfate soil in Kalimantan) . *J. Ilmu Tanah dan Lingkungan (journal of soils science and environment)* 5(2):38-54.
42. Nurdin, 2010. Perkembangan, klasifikasi dan potensi tanah sawah tadah hujan dari bahan lakustrin di Paguyaman, Gorontalo [disertasi] (development, classification and potentials of rain fed rice field composed of lacustrine material in Paguyaman, Gorontalo). Bogor: Sekolah Pascasarjana Institut Pertanian Bogor (postgraduate program of Institut Pertanian Bogor).
43. Pusat Penelitian Tanah, 1983. Terms of reference survei kapabilitas tanah no 22/1983 (term of reference of survey on soils capability). Bogor: Proyek Penelitian Pertanian Menunjang Transmigrasi (P3MT) Badan Penelitian dan Pengembangan Pertanian Departemen Pertanian RI (agricultural research project to support transmigration in agricultural research and development of the agricultural development of the republic of Indonesia).
44. Prasetyo BH, H Sosiawan, and S Ritung. 2000. Soil of Pametikarata, East Sumba: Its suitability and constraints for food crop development. *Indonesian Journal Agricultural Science*, 1: 1-9.
45. Prasetyo BH, M Soekardi, and Subagio H. 1996. Tanah-tanah sawah intensifikasi di Jawa: Susunan mineral, sifat-sifat kimia dan klasifikasinya (intensification of rice field soils in Java: mineral composition, chemical characteristics and its classification). *Research on Soils and Fertilizers News*, 14: 12-24.
46. Prasetyo BH. 2007. Perbedaan sifat-sifat tanah vertisol dari berbagai bahan induk (the characteristics differences of vertisols from other soils composition). *Journal of Agricultural Science*, 9: 20-31.
47. Prasetyo BH, D Setyorini, 2008. Karakteristik tanah sawah dari endapan aluvial dan pengelolaannya (characteristics of rice field made from alluvial sediments and its management). *Journal of land Resource*, 2: 1-14.
48. Partohardjono S, JS Adiningsih, and IG Ismai I, 1990. Peningkatan produktivitas lahan kering beriklim basah melalui teknologi sistem usahatani (improvement of wet climate dry lands' productivity through farming system technology . in M. Syam *et al.* (Eds). *Risalah lokakarya penelitian sistem usahatani di lima agroekosistem (proceeding of agricultural business system research in five agro ecosystems)*. Pusat Penelitian dan Pengembangan Tanaman Pangan (Centers for Crops Research and Development. pp 47-62.
49. Prihatin DSH, 2000. Pertumbuhan stek pucuk dan stek batang kepuh (*Sterculia foetida* Linn) pada berbagai media dan zat pengatur tumbuh rootone-F [Skripsi] (the growth of shoot cuttings and cuttings of kepuh (*sterculia foetida* Linn) in many medium and rootone-F growth regulator substance) [final paper] , . Bogor: Fakultas Kehutanan IPB (forestry faculty of IPB).
50. Pawirosemedi and Marsadi. 2000. Pengaruh pemberian belerang (S) dan inokulasi Rhizobium pada vertisol terhadap pertumbuhan dan produksi kedelai (*Glycine max* L. Merr) serta kadar hara N dan S daun indeks (the influence of sulfate (S) and inoculation of Rhizobium in vertisols on the growth and production of soya bean (*Glycine mas* L. Merr) and the N and S nutrients of the leaves index). *J. Agrivita*, 22: 58-63.
51. Pramono J. 2004. Kajian penggunaan bahan organik pada padi sawah (the study on the usage of organics materials on rice field). *J. Agrosains*, 6: 11-14.
52. Permadi K and HM Toha. 1996. Kultivar padi pada lingkungan gogo rancah dan sawah di lahan sawah tadah hujan (cultivation of rice in dry land and rice field in the rain fed land). *J. Kultura*, 137: 14-19.
53. Permadi K, I Nurhati, and Y Haryati. 2005. Penampilan padi gogo rancah varietas Singkil dan Ciherang melalui model teknologi pengelolaan tanaman dan sumberdaya terpadu di sawah tadah hujan (visibility of the gogo rancah rice of singkil and ciherang variety through model of plant management technology and integrated resources in rain fed rice field). *J. Agrivigor*, 4: 227-233.

54. Pusat Analisis Sosial Ekonomi dan Kebijakan Pertanian. 2008. Kebijakan untuk Menciptakan Lahan Pertanian Pangan Abadi (policy to create sustainable agriculture field). Bogor: Pusat Analisis Sosial Ekonomi dan Kebijakan Pertanian Departemen Pertanian RI (center of socio-economic and agriculture policy analysis, Department of Agriculture of the Republic of Indonesia).
55. Ravina I and J Magier, 1984. Hydraulic conductivity and water retention of clay soil containing coarse fragments. *Soil Science Society of America Journal*, 48: 738-740.
56. Ristori GG, E Sparvalie, M deNobili, and LP D'Aqui, 1992. Characterization of organic matter in particle size fractions of Vertisols. *Geoderma*, 54: 295-305.
57. Rindengan B, A Lay, H Novariantio, H Kembuan and Z Mahmud. 1995. Karakterisasi daging buah kelapa hibrida untuk bahan baku industri makanan (characteristics of the hybrid coconut fruit for the food industry material). *Laporan Hasil Penelitian Kerjasama Proyek Pembinaan Kelembagaan Penelitian Pertanian Nasional* (research report on cooperation project for institutional development for national agriculture research)
58. Badan Litbang Departemen Pertanian RI. 49 pp. Ruskandi. 2006. Teknik pembuatan kompos limbah kebun pertanaman kelapa polikultur (technique of producing copost from the poly-culture coconut plantation) . *Bulletin of Teknik Pertanian* 11(1):33-36.
59. Subagio H, 1983. Pedogenesis dua pedon Grumosol (Vertisols) dari bahan vulkanik gunung Lawu dekat Ngawi dan Karanganyar (pedogenesis of two pedon grumosol (vertisols) of volcanic materials from Lawu mountain near Ngawi and Karanganyar) . *Pemberitaan Pen. Tanah dan Pupuk* 2:8-18.
60. Subagyo H, N Suharta and AB Siswanto, 2004. Tanah-tanah pertanian di Indonesia (agricultural lands in Indonesia) pp 21-66. in A Adimihardja *et al* (Eds). Sumberdaya Lahan Indonesia dan Pengelolaannya (Indonesian land resources and its management) . Puslitbangtanak. 2<sup>nd</sup> edition.
61. Smith C, 1995. Coir: a viable alternative to peat for potting. *J. Horticulturist* 4(3): 25-28.
62. Suhartatik E and R Sismiyati, 2000. Pemanfaatan pupuk organik dan agen hayati pada padi sawah (the usage of organics fertilizer and natural agents in rice field). in Suwarno *et al.* (Eds): *Tonggak kemajuan teknologi produksi tanaman pangan, paket dan komponen teknologi produksi padi* (the milestone of crops production technology development, package and components of rice production technology). Bogor: Pusat Penelitian dan Pengembangan Tanaman Pangan (center for crops research and development).
63. Sapparso. 2001. Kajian serapan N dan pertumbuhan tanaman kubis pada berbagai kombinasi mulsa dan dosis pupuk N di lahan pasir pantai (a study on the absorption of N nutrient and the development of cabbage plants in many mulch combination and dosage of N fertilizer in beach sand field) [Thesis]. Yogyakarta: Program Pasca Sarjana UGM (postgraduate program of UGM).
64. Sapparso. 2010. Teknologi efisiensi pemanfaatan air dalam peningkatan produktivitas bawang merah di lahan pasir pantai (water efficiency technology in increasing the roductivity of onion in beach sand field). <http://www.lontar.ui.ac.id//opac/themes/libri2/detail.jsp?id =133748&lokasi=lokal>. accessed on 24 March 2011.
65. Subiyanto B, R Saragih and E Husin, 2003. Pemanfaatan serbuk sabut kelapa sebagai bahan penyerap air dan oli berupa panel papan partikel (usage of coco peat as water and oil absorption agent in particle board panel). *Journal of Ilmu dan Teknologi Kayu Tropis*, 1: 26-34.
66. Sudadi, YN Hidayati and Sumani. 2006. Ketersediaan K dan hasil kedelai (*Glycine max* L. Merrill) pada tanah vertisol yang diberi mulsa dan pupuk kandang (availability of K and soya beans yield (*Glycine max* L. Merrill) in vertisols soils given the mulch and manure). *Journal of Ilmu Tanah dan Lingkungan*, 7: 8-12.
67. Suyamto, Toha HM, P Hamdan, MY Sumaullah, TS Kadir, and F Agus. 2008. Petunjuk teknis pengelolaan tanaman terpadu (PTT) padi sawah tadah hujan (technical guideline for integrated plants management of rice in rain fed field). Jakarta: Badan Penelitian dan Pengembangan Departemen Pertanian RI (research and development agency in department of agriculture of the republic of indonesia)
68. Silalahi MD, C Shiallagan, and E Monica. 2007. Penyisihan Mn<sup>2+</sup> dalam air sumur dengan memanfaatkan sabut kelapa (filtering the Mn<sup>2+</sup> in well water using the coco peat). *Journal of Teknologi Lingkungan*, 4: 44-49.

69. Shiddieq Dj, Tohari, Saporso and B Setiadi. 2008. Karakterisasi berbagai jenis bahan lapisan kedap, ketebalan dan nisbah bentonit dengan pasir pada pengelolaan lahan pasir pantai (characteristics of many proof layers, the thickness and the bentonite ratio in management of beach sand land). *Journal of Ilmu Tanah dan Lingkungan*, 8: 93-101.
70. Syafiisab AA, 2010. Pengaruh komposit core berbasis limbah kertas, dengan pencampur sekam padi, dan serabut kelapa terhadap kekuatan bending panel [Skripsi] (the influence of paper sewage core composite with the rice husks mix and coco peat on the panel bending strength) [final paper]. Surakarta: Fakultas Teknik Universitas Sebelas Maret.
71. Soil Survey Staff, 2010. Key of soil taxonomy. Ed ke-11. Washington DC: USDA-Natural Resources Conservation Service.
72. Taufik M, 2003. Pengaruh komposisi serat sabut kelapa dan batu kapur terhadap tegangan lentur pada eternity (the influence of coco peat composition and lime stone on the bending stress of the eternity). <http://elib.unikom.ac.id/gdl.php?mod=browse&op=read&id=jiptumm-gdl-s1-2003-mohamad-8838-2003>. Diakses tanggal 24 Maret 2011.
73. Toha HM and K Pirngadi, 2004. Pengaruh kerapatan tanaman dan pengendalian gulma terhadap hasil beberapa varitas padi sistem tabela pada lahan sawah tadah hujan (the influence of plants density and the weed management on some wet seeded rice crops yields in rain fed fields) . *Journal of Agrivigor*, 3: 170-177.
74. Van Bemmelen RW, 1949. The geology of Indonesia; general geology of indonesia and adjacent archipelagoes. Vol ke-1A. Hague: Government Printing Office.
75. Wiqoyah Q, 2006. Pengaruh kadar kapur, waktu perawatan dan perendaman terhadap kuat dukung tanah lempung (the influence of lime leve, treatment time, and soaking time toward the strength of clay stone). *Journal of Teknik Sipil*, 6: 16-24. W
76. ihardjaka A and S Abdurachman, 2007. Dampak pemupukan jangka panjang padi sawah tadah hujan terhadap emisi gas metana (the effect of long term administration of fertilizer in rain fed field on methane gas emission). *Journal of Penelitian Pertanian Tanaman Pangan*, 26: 199-205.
77. Widiawati D, Z Rais, A Haryudant, and ES Amanah, 2007. Pemanfaatan limbah sabut kelapa sebagai bahan baku alternatif tekstil (the usage of coco peat as alternative material for textile). *Journal of Ilmu Desain*, 2: 57.
78. Wuryaningsih S, T Sutater and B Tjia, 2008. Pertumbuhan tanaman hias pot *Anthurium andraeanum* pada media curah sabut kelapa (growth of potted plants *Anthurium andraeanum* in coco peat media). *Journal of Penelitian Pertanian*, 18: 31-38.